

Sparkle Cleaning Activity Pack



Suitable for ages 4 - 7

Name.....

Hello

Are you ready to learn about the importance of cleaning?

Let's get started!

What do you need to clean your house?
Draw a line to the correct object

Vacuum

Bucket

Cloth

Disinfectant Spray

Glass Cleaner

Mop

Toilet Cleaner



WARNING

Some cleaning products can be harmful so make sure you always have an adult with you

What does the equipment do?



Vacuum - this will remove all the little dirt and dust particles from the carpet




Mop & Bucket - use this to clean hard floors and make them sparkle



Disinfectant Spray - this is used to kill germs that live on surfaces



Glass Cleaner - this is used to keep windows clean so we can see outside



Cloths - These are used to clean surfaces with



Toilet Cleaner - Toilet Cleaner cleans the germs from inside the toilet

What should you use to protect yourself while cleaning?
(Circle the answer)

What should you wear so you don't get chemicals in your eyes?

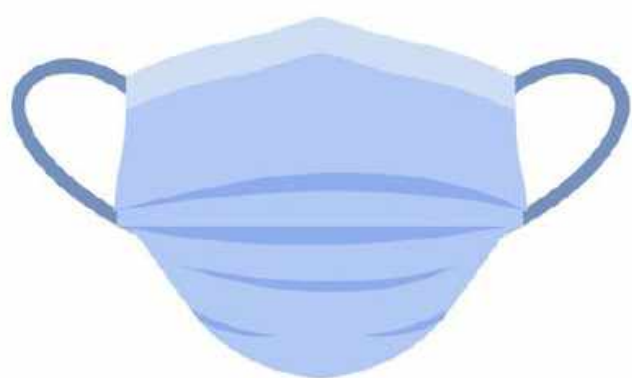
- A
- B
- C

What should you wear so you don't breathe in any chemicals?

- A
- B
- C

What should you wear so you don't hurt your hands while cleaning?

- A
- B
- C



A



B



C

ACTIVITY

Today I'm going to help clean and tidy my classroom

Here is a picture of what the classroom looks like BEFORE it's cleaned:


Your drawing here



Cleaning your classroom

To make sure your classroom is clean, what areas will you need to clean?

Write them down below:



How often should you clean these areas?

Daily

Weekly

Monthly


What happens if you don't keep your classroom clean and tidy?

.....

.....

.....

Here is a picture of what the classroom looks like **AFTER** it's cleaned:



SHOW AND TELL

Tell your friends and family about what you did when cleaning the classroom

How did it look before?

How did it look after?

How can you help keep it clean?

What did you enjoy most?

What areas of the classroom are the most dirty and why are they so dirty?

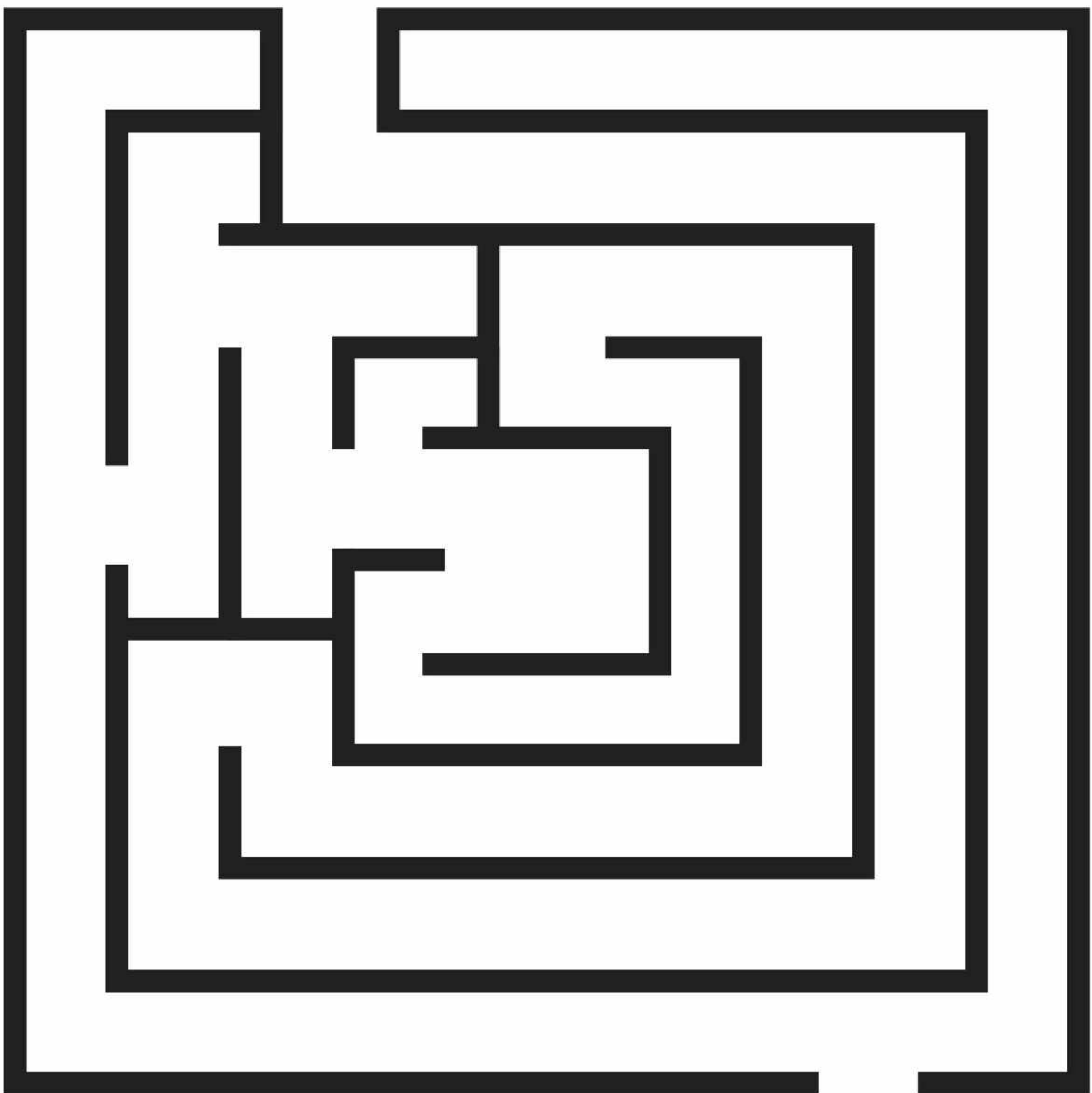
.....

.....

.....

PUZZLE

Help the mop find it's way to the bucket



ACTIVITY

Use your favourite colours to colour in the picture



Cut out the poster and place it somewhere where you wash your hands

HOW TO WASH YOUR HANDS



1 WET HANDS



2 APPLY SOAP



3 PALM TO PALM



4 PALM OVER DORSUM



5 FINGERS INTERLACED



6 BACKS OF FINGERS



7 THUMBS



8 FINGERNAILS



9 RINSE HANDS



10 USE PAPER TOWEL



11 USE TOWEL TO TURN OFF THE TAP



12 YOUR HANDS ARE SAFE

Sparkle
Cleaning

00.20s